

Rathi Steel And Power Ltd.

CIN : L27109DL1971PLC005905

An ISO 9001:2008 & 14001:2004 Company

Works & Corporate Office

A-3 Industrial Area South of G. T. Road Ghaziabad 201009 India

Phone (0120) 2840346 to 51 Fax (0120) 2840352 to 53

Website www.rathisteelandpower.com Email info@rathisteelandpower.com

RSPL/SEC.DEPT/2021-22

Dated: 13-11-2021

To,
Bombay Stock Exchange Limited
Corporate Relationship Deptt.
1st Floor, New Trading Ring,
Rotunda Building, P. J. Towers,
Dalal Street, Fort, Mumbai-400001
Maharashtra

Sub: Outcome of Board Meeting dated 13.11.2021

Dear Sir

This is to inform you that the Meeting of Board of Directors of the Company has just been concluded and the following matters were discussed:


1. Approval of Unaudited Financial Results for the Quarter and half yearly ended on September 30, 2021 along with Auditor's Review Report.

This is for your information and records.

Thanking you,

Yours sincerely,

For and on behalf of
M/s Rathi Steel and Power Limited



(PREM NARAIN VARSHNEY)

Managing Director

DIN: 00012709

Rathi Steel And Power Ltd.

CIN : L27109DL1971PLC005905

An ISO 9001:2008 & 14001:2004 Company

Works & Corporate Office

A-3 Industrial Area South of G. T. Road Ghaziabad 201009 India
Phone (0120) 2840346 to 51 Fax (0120) 2840352 to 53
Website www.rathisteelndpower.com Email info@rathisteelndpower.com

RATHI STEEL AND POWER LTD.							
Regd. Office: 24/1, Block-A, Mohan Co-operative Industrial Estate, Mathura Road, New Delhi-110044							
UNAUDITED STANDLONE FINANCIAL RESULTS FOR THE QUARTER / HALF YEAR ENDED 30TH SEPTEMBER, 2021							
	Particulars	Quarter ended			Half Year Ended		Previous Year ended
		30.09.2021	30.06.2021	30.09.2020	30.09.2021	30.09.2020	31.03.2021
		Unaudited	Unaudited	Unaudited	Unaudited	Unaudited	Audited
I	Revenue from operations	17,098.80	7,389.32	5,598.52	24,488.12	6,108.25	38,921.71
II	Other Income	1,279.01	1,093.84	1,184.96	2,372.85	1,556.20	4,824.98
III	Total Revenue (I + II)	18,377.81	8,483.16	6,783.48	26,860.97	7,664.45	43,746.69
IV	Expenses						
	a) Cost of Materials consumed	15,870.16	7,185.87	5,756.60	23,056.03	6,901.70	36,601.66
	b) Purchase of stock-in-trade	-	-	-	-	-	-
	c) Changes in inventories of finished goods, WIP and stock in trade	(44.79)	(314.60)	(84.71)	(359.39)	(542.48)	21.22
	d) Employee benefits expenses	166.01	148.23	167.14	314.24	234.50	521.85
	e) Finance cost	205.01	204.37	150.40	409.38	150.53	722.91
	f) Depreciation and amortisation expenses	434.45	432.18	452.35	866.63	746.17	1,649.09
	g) Other expenses	1,718.97	998.83	840.03	2,717.80	1,302.74	4,265.70
	Total Expenses	18,349.81	8,654.88	7,281.81	27,004.69	8,793.16	43,782.43
V	Profit/(Loss) before Exceptional and Extraordinary Items (III - IV)	28.00	(171.72)	(498.33)	(143.72)	(1,128.71)	(35.74)
VI	Exceptional Items	-	-	-	-	-	-
VII	Profit/(Loss) before Extraordinary Item (V - VII)	28.00	(171.72)	(498.33)	(143.72)	(1,128.71)	(35.74)
VIII	Extraordinary Item	-	-	-	-	-	-
IX	Profit/(Loss) before Tax (VII - VIII)	28.00	(171.72)	(498.33)	(143.72)	(1,128.71)	(35.74)
X	Tax Expenses	-	-	-	-	-	-
	a) Current Tax	-	-	-	-	-	-
	b) Deferred Tax	-	-	-	-	-	-
	Total Tax	-	-	-	-	-	-
XI	Profit/(Loss) for the period from continuing operations (IX - X)	28.00	(171.72)	(498.33)	(143.72)	(1,128.71)	(35.74)
XII	Profit/(Loss) from discontinuing operations	-	-	-	-	-	-
XIII	Tax Expenses on discontinuing operations	-	-	-	-	-	-
IVX	Profit/(Loss) from discontinuing operations (after tax) (XII-XIII)	-	-	-	-	-	-
XV	Profit/(Loss) for the period (XI +/- IVX)	28.00	(171.72)	(498.33)	(143.72)	(1,128.71)	(35.74)
XVI	Other Comprehensive Income						
	Other Comprehensive Income/ Expenses net of taxes expenses item that will not be reclassified to profit or loss	25.54	21.71	4.23	25.54	4.23	16.84
XVII	Total Comprehensive Income (XV + XVI)	53.54	(150.01)	(494.10)	(118.18)	(1,124.48)	(18.90)
XVIII	Paid-up equity share capital						
	Equity Shares (Face Value of Rs. 10/- each)	3,130.81	3,130.81	3,130.81	3,130.81	3,130.81	3,130.81
	4% Redeemable Preference Shares (Face Value of Rs. 10/- each)	451.97	451.97	451.97	451.97	451.97	451.97
IXX	Earnings Per Equity Share						
	(a) Basic	0.09	(0.55)	(1.59)	(0.46)	(3.61)	(0.11)
	(b) Diluted	0.09	(0.55)	(1.59)	(0.46)	(3.61)	(0.11)

Rathi Steel And Power Ltd.

CIN : L27109DL1971PLC005905

An ISO 9001:2008 & 14001:2004 Company

Works & Corporate Office

A-3 Industrial Area South of G. T. Road Ghaziabad 201009 India

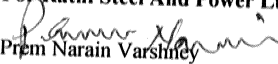
Phone (0120) 2840346 to 51 Fax (0120) 2840352 to 53

Website www.rathisteelandpower.com Email info@rathisteelandpower.com

Notes :

- 1 The Company's operations fall under single segment namely "Steel"
- 2 The above results for the quarter and half year ended 30th September 2021 have been reviewed by the audit committee and taken on record in the meeting of the Board of Directors of the Company held on 13-11-2021.
- 3 The auditors of the Company have carried out limited review of the above results.
- 4 Corresponding figures of previous period have been re-grouped to make them comparable wherever necessary.

For Rathi Steel And Power Ltd.


Prem Narain Varshney

Managing Director

DIN : 00012709

Dated : 13/11/2021

Place : New Delhi

Rathi Steel And Power Ltd.

CIN : L27109DL1971PLC005905

An ISO 9001:2008 & 14001:2004 Company

Works & Corporate Office

A-3 Industrial Area South of G. T. Road Ghaziabad 201009 India

Phone (0120) 2840346 to 51 Fax (0120) 2840352 to 53

Website www.rathisteelandpower.com Email info@rathisteelandpower.com


RATHI STEEL AND POWER LIMITED

CIN L27109DL1971PLC005905

(` Rs. in Lacs)

Statement of Assets and Liabilities	As at	As at
	30.09.2021	31.03.2021
	Un-Audited	Audited
ASSETS		
(1) Non - Current Assets		
(a)Property, Plant and Equipment	19939.18	20801.72
(b)Capital work - in - progress	324.94	0.15
(c)Financial assets		
(i) Non Current Investments	15.71	15.71
(ii) Other financial assets	464.16	464.16
(d)Other non - current assets	386.45	386.45
Deffered Tax Assests	7290.97	7290.97
Total Non- Current Assets	28,421.41	28,959.16
(2) Current Assets		
(a) Inventories	1843.82	1064.31
(b) Financial assets		
(i) Trade receivables	1098.71	1873.42
(ii) Cash and cash equivalents	212.2	263.56
(iii) Other financial assets	2541.88	1856.69
(c) Other current assets	371.35	297.24
Total Current Assets	6,067.96	5,355.22
TOTAL ASSETS	34,489.37	34,314.38
EQUITY AND LIABILITIES		
EQUITY		
(a)Equity share capital	7650.49	7650.49
(b)Other Equity		
(c)Reserves and Surplus	-47233.56	-47089.84
Total Equity	(39,583.07)	(39,439.35)
LIABILITIES		
(1) Non Current Liabilities		
(a)Financial Liabilities		
(i) Borrowings	46404.41	46404.41
(ii) Other financial liabilities		
(b)Provisions	188.93	192.26
(c)Other Long Term Liabilites	425.22	477.89
(b)Other non current liability		
Total Non- Current Liabilities	47,018.56	47,074.56
(2) Current Liabilities		
(a)Financial Liabilities		
(i) Borrowings	17772.32	17772.32
(ii) Trade payables	2562.45	2982.92
(iii) Other financial liabilities		
(b)Other current liabilities	6685.55	5890.37
(c)Provisions	33.56	33.56
(d)Current tax liabilities (Net)	-	-
Total Current Liabilities	27,053.88	26,679.17
TOTAL EQUITY AND LIABILITIES	34,489.37	34,314.38

For Rathi Steel And Power Ltd.


Prem Narain Varshney

Managing Director

DIN : 00012709

Dated : 13/11/2021

Place : New Delhi

REGISTERED OFFICE
SAMBALPUR WORKS

Chauhan Market, Madanpur Khadar, Near Local Shopping Complex, Pocket D&E Sarita Vihar, New Delhi 110076 Phone 07503112104 Fax 26991063
Village Potapali-Sikirdi, Thana Burla Distt. Sambalpur (Orissa) 768006

Rathi Steel And Power Ltd.

CIN : L27109DL1971PLC005905

An ISO 9001:2008 & 14001:2004 Company

Works & Corporate Office

A-3 Industrial Area South of G. T. Road Ghaziabad 201009 India

Phone (0120) 2840346 to 51 Fax (0120) 2840352 to 53

Website www.rathisteelandalpower.com Email info@rathisteelandalpower.com


RATHI STEEL AND POWER LIMITED

CIN L27109DL1971PLC005905

CASH FLOW STATEMENT FOR THE YEAR ENDED 30TH SEPTEMBER, 2021

PARTICULARS	(Rs. in Lacs)	
	As at 30.09.2021	As at 31.03.2021
A. CASH FLOW FROM OPERATING ACTIVITIES		
Profit Before Taxation	(143.72)	(35.74)
Adjustments for :		
Depreciation	866.63	1,649.09
Insurance Claim Received	(37.16)	(9.36)
Interest / Financial Charges Paid	408.00	721.00
Bad Debts Recovered	-	(375.17)
Dividend income	(0.21)	-
Miscellaneous Income	(0.45)	-
Interest income	(11.00)	(22.50)
Operating profit before working capital changes:	1,082.09	1,927.32
Adjustments for:		
Increase in Trade receivables	774.71	(631.67)
(Increase)/Decrease in inventories	(779.51)	(235.67)
(Increase)/Decrease in Loans & Advances and other assets	(759.31)	(584.81)
Increase in Current Liabilities and Other Long Term Liabilities	318.72	107.31
Cash Generated from Operation	636.70	582.49
Net cash from operating activities:	636.70	582.49
B. CASH FLOW FROM INVESTMENT ACTIVITIES		
Purchase of Fixed Assets	(4.09)	(397.15)
Change in Capital Work in Progress	(324.79)	-
Dividend income	0.21	-
Assets Discarded (Depreciated 100%)	-	98.32
Miscellaneous Income	0.45	-
Insurance Claim	37.16	9.36
Bad Debts Recovered	-	375.170
Interest Income	11.00	22.50
Net cash used in investing activities :	(280.06)	108.20
C. CASH FLOW FROM FINANCING ACTIVITIES		
Interest/Financial Charges Paid (including borrowing costs capitalised)	(408.00)	(721.00)
Net cash used in Financing activities :	(408.00)	(721.00)
Net increase/(Decrease) in cash and cash equivalents	(51.36)	(30.30)
Opening cash and cash equivalents	263.56	293.86
Closing cash and cash equivalents	212.20	263.56

For Rathi Steel And Power Ltd.


Prem Narain Varshney

Managing Director

DIN : 00012709

Dated : 13/11/2021

Place : New Delhi

REGISTERED OFFICE
SAMBALPUR WORKS

Chauhan Market, Madanpur Khadar, Near Local Shopping Complex, Pocket D&E Sarita Vihar, New Delhi 110076 Phone 07503112104 Fax 26991063
Village Potapali-Sikirdi, Thana Burla Distt. Sambalpur (Orissa) 768006



INDEPENDENT AUDITOR'S REVIEW REPORT

***TO THE BOARD OF DIRECTORS OF
RATHI STEEL AND POWER LIMITED***


We have reviewed the accompanying statement of standalone unaudited financial results of **M/S Rathi Steel And Power Limited (the Company)** for the quarter ended 30th September 21 and half year ended on **30th September 2021 (the statement)** attached herewith, being submitted by the Company. These financial results have been prepared on the basis of interim financial statements, which are the responsibility of the company's management and have been approved by the Board of Directors. Our responsibility is to issue a report on these financial statements based on our review.

We conducted our review in accordance with the standard on review Engagement (SRE) 2410, Review of Interim Financial Information Performed by the "Independent Auditor of the Entity" issued by the institute of Chartered Accountants of India. This Standard requires that we plan and perform the review to obtain moderate assurance as to whether the financial statements are free of material misstatement. A review is limited primarily to inquiries of company personnel and analytical procedures applied to financial data and thus provide less assurance than an audit. We have not performed an audit and accordingly, we do not express an audit opinion.

Based on our review conducted as above, nothing has come to our attention that causes us to believe that the accompanying statement prepared in accordance with the aforesaid Indian Accounting Standards and other recognized accounting principles generally accepted in India has not disclosed the information required to be disclosed in terms of Regulation 33 of the SEBI (Listing Obligations and Disclosure Requirement) Regulations, 2015, as modified by Circular No. CIR/CFD/FAC/62/2016 DT July 5, 2016, including the manner in which it is to be disclosed, or that it contains any material misstatement.

For H.G. & Co.
Chartered Accountants
Firm Registration Number: 013074C

Signature
CA Himanshu Garg
(Partner)



Membership Number: 405482

UDIN: 21403482 AAAABK6297

Place: New Delhi

Date: 13/11/2021